

Young Timer Touring Cup

Mugello Racing Weekend

Gara 1 (25')

Starting Grid

2:28.380	Sebastiano SIBANI	27	- 5 -	58	FB Corse	2:43.998	Franco BARIN
2:16.996	Camillo PICCIN	121	- 4 -	48	A.S.D. Race Project Team	2:20.666	Giuseppe IUORIO
2:13.052	David DELLI GUANTI	14	- 3 -	22	Scuderia Vesuvio	2:15.365	Gianfranco SCOPPA
2:08.540	Giulio VALENTINI	4	- 2 -	79	VIMOTORSPORT A.S.D.	2:12.129	Rino DE LUCA
2:05.318	Sergio GALBUSERA	7	- 1 -	31	TAC Motorsport A.S.D.	2:05.587	Federico BORRETTI

Pole

Published at:

Commissari Sportivi:

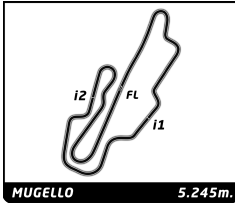
ARBERI Maria Grazia
Lic. 26127

LEONI Simone
Lic. 205664

TRINCI Franco
Lic. 52925

Il DS Cronometraggio

INNOCENTI Chiara
Lic. 523246



Young Timer Touring Cup Mugello Racing Weekend Gara 1 (25')

Final Classification

No	Driver	Nat	Team	Car	Cl.	Laps	Total Time	Gap	Kph	Best Lap		
										Lap	Time	Kph
1	7 Sergio GALBUSERA	ITA	TAC Motorsport A.S.D.	Lotus Elise Cup	Lotus Cup	12	25:26.580	-	148.4	7	2:06.062	149.8
2	31 Federico BORRETT	ITA		BMW M3 E1	E1 Oltre	12	25:27.434	+0.854	148.3	12	2:05.717	150.2
3	4 Giulio VALENTINI	ITA		Seat Leon Supercopa	Leon S C	12	26:34.418	+1:07.838	142.1	2	2:10.527	144.7
4	22 Gianfranco SCOPPA	ITA	Scuderia Vesuvio	Mini JCW EVO	Mini Cup	12	26:41.539	+1:14.959	141.5	7	2:11.825	143.2
5	79 Rino DE LUCA	ITA	VIMOTORSPORT A.S.D.	Honda Civic	E1 2,0	12	26:45.930	+1:19.350	141.1	11	2:11.961	143.1
6	14 David DELLI GUANTI	ITA		BMW 3000	E1 Oltre	12	27:06.828	+1:40.248	139.3	4	2:13.044	141.9
7	48 Giuseppe IUORIO	ITA	A.S.D. Race Project Team	Toyota Corolla TS	RS Plus	11	26:10.446	1 Lap	132.3	2	2:20.973	133.9
8	121 Camillo PICCIN	ITA		Honda Integra	E1 2,0	11	26:30.613	1 Lap	130.6	2	2:17.848	137.0
9	58 Franco BARIN	ITA	FB Corse	Alfa Romeo 147 JTD	RS Plus	10	27:38.888	2 Laps	113.8	10	2:41.383	117.0
10	27 Sebastiano SIBANI	ITA		BMW 318 IS Trofeo	318 Trofe	9	27:04.610	3 Laps	104.6	7	2:52.622	109.4

Not Started

20 Maurizio FUMI ITA

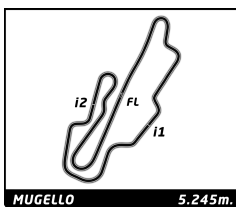
Renault Clio Cup Clio Cup

Pole Position:	Sergio GALBUSERA	2:05.318	150.7 Kph
Fastest Lap:	Lap 12 Federico BORRETT	2:05.717	150.2 Kph

Published at:

Track Status: **DRY**

Commissari Sportivi: ARBERI Maria Grazia Lic. 26127 LEONI Simone Lic. 205664 TRINCI Franco Lic. 52925			Il DS Cronometraggio INNOCENTI Chiara Lic. 523246
---	--	--	--



Young Timer Touring Cup

Mugello Racing Weekend

Gara 1

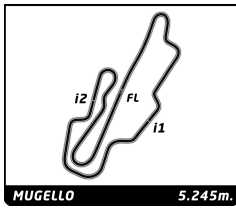
Final Classification by Class

No	Driver	Nat	Team	Car	Laps	Total Time	Gap	Kph	Best Lap			
									Lap	Time	Kph	
318 Trofeo												
1	27 Sebastiano SIBANI	ITA		BMW 318 IS Trofeo	9	27:04.610		104.6	7	2:52.622	109.4	
Clio Cup												
Not Started												
20	Maurizio FUMI	ITA		Renault Clio Cup								
E1 2,0												
1	79 Rino DE LUCA	ITA	VIMOTORSPORT A.S.D.	Honda Civic	12	26:45.930		141.1	11	2:11.961	143.1	
2	121 Camillo PICCIN	ITA		Honda Integra	11	26:30.613	1 Lap	130.6	2	2:17.848	137.0	
E1 Oltre 3000												
1	31 Federico BORRETT	ITA		BMW M3 E1	12	25:27.434		148.3	12	2:05.717	150.2	
2	14 David DELLI GUANTI	ITA		BMW 3000	12	27:06.828	+1'39.394	139.3	4	2:13.044	141.9	
Leon S Copa												
1	4 Giulio VALENTINI	ITA		Seat Leon Supercopa	12	26:34.418		142.1	2	2:10.527	144.7	
Lotus Cup												
1	7 Sergio GALBUSERA	ITA	TAC Motorsport A.S.D.	Lotus Elise Cup	12	25:26.580		148.4	7	2:06.062	149.8	
Mini Cup												
1	22 Gianfranco SCOPPA	ITA	Scuderia Vesuvio	Mini JCW EVO	12	26:41.539		141.5	7	2:11.825	143.2	
RS Plus												
1	48 Giuseppe IUORIO	ITA	A.S.D. Race Project Team	Toyota Corolla TS	11	26:10.446		132.3	2	2:20.973	133.9	
2	58 Franco BARIN	ITA	FB Corse	Alfa Romeo 147 JTD	10	27:38.888	1 Lap	113.8	10	2:41.383	117.0	

Published at:

Track Status: **DRY**

Commissari Sportivi: ARBERI Maria Grazia Lic. 26127			LEONI Simone Lic. 205664	TRINCI Franco Lic. 52925	Il DS Cronometraggio INNOCENTI Chiara Lic. 523246
--	--	--	-----------------------------	-----------------------------	--



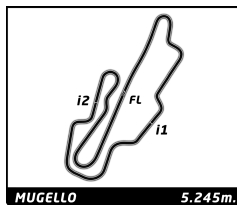
Young Timer Touring Cup

Mugello Racing Weekend

Gara 1

Lap Chart

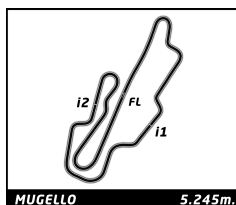
No	Pos	Grid	Lap											
			1	2	3	4	5	6	7	8	9	10	11	12
7	1	7	31	7	7	7	7	7	7	7	7	7	7	7
31	2	31	7	31	31	31	31	31	31	31	31	31	31	31
4	3	4	4	4	4	4	4	4	4	4	4	4	4	4
79	4	79	22	22	22	22	22	22	22	22	22	22	22	22
14	5	14	22	79	79	79	79	79	79	79	79	79	79	79
22	6	22	14	14	14	14	14	14	14	14	14	14	14	14
121	7	121	121	121	121	121	121	121	121	48	48	48		
48	8	48	48	48	48	48	48	48	48	121	121	121		
27	9	27	58	58	58	58	58	58	58	58	58	58		
58	10	58	27	27	27	27	27	27	27	27	27			
20	0	20												



Young Timer Touring Cup Mugello Racing Weekend Gara 1

Best Sector Times

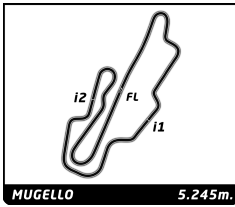
Sector 1			Sector 2			Sector 3			Ideal Lap	Best Lap	
Pos	No Driver	Time	No Driver	Time	No Driver	Time	Pos	No Driver			
1	31 F.BORRETT	42.415	31 F.BORRETT	39.085	31 F.BORRETT	43.471	1	31 F.BORRETT	2:04.971	2:05.717	(1)
2	7 S.GALBUSERA	42.775	7 S.GALBUSERA	39.134	7 S.GALBUSERA	43.684	2	7 S.GALBUSERA	2:05.593	2:06.062	(2)
3	4 G.VALENTINI	43.953	79 R.DE LUCA	40.131	4 G.VALENTINI	45.203	3	4 G.VALENTINI	2:09.904	2:10.527	(3)
4	22 G.SCOPPA	44.285	14 D.DELLI GUANTI	40.628	22 G.SCOPPA	45.802	4	22 G.SCOPPA	2:11.254	2:11.825	(4)
5	79 R.DE LUCA	44.728	4 G.VALENTINI	40.748	79 R.DE LUCA	46.650	5	79 R.DE LUCA	2:11.509	2:11.961	(5)
6	14 D.DELLI GUANTI	45.117	22 G.SCOPPA	41.167	14 D.DELLI GUANTI	47.060	6	14 D.DELLI GUANTI	2:12.805	2:13.044	(6)
7	121 C.PICCIN	45.850	48 G.IUORIO	42.491	121 C.PICCIN	47.974	7	121 C.PICCIN	2:17.007	2:17.848	(7)
8	48 G.IUORIO	48.165	121 C.PICCIN	43.183	48 G.IUORIO	49.573	8	48 G.IUORIO	2:20.229	2:20.973	(8)
9	58 F.BARIN	53.526	58 F.BARIN	50.351	58 F.BARIN	57.111	9	58 F.BARIN	2:40.988	2:41.383	(9)
10	27 S.SIBANI	56.998	27 S.SIBANI	54.654	27 S.SIBANI	59.124	10	27 S.SIBANI	2:50.776	2:52.622	(10)



Young Timer Touring Cup Mugello Racing Weekend Gara 1

Best Top Speed

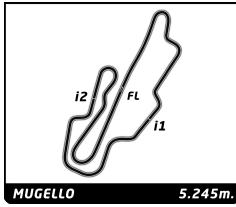
No Driver	Team	Class	Top 1		Top 2		Top 3		Top 4		Top 5		Avg
			Kph	Lap	Kph	Lap	Kph	Lap	Kph	Lap	Kph	Lap	
31	Federico BORRETT	E1 Oltre 300€	237.9	10	237.4	9	236.9	8	236.9	7	235.8	12	237,0
7	Sergio GALBUSERA	TAC Motorsport A.S.D.	228.9	2	221.9	10	220.1	9	220.1	7	220.1	6	222,2
22	Gianfranco SCOPPA	Scuderia Vesuvio	227.0	5	227.0	3	226.5	11	226.5	6	226.5	2	226,7
4	Giulio VALENTINI	Leon S.Copa	221.9	2	219.2	4	218.3	3	217.4	5	214.4	6	218,2
121	Camillo PICCIN	E1 2.0	217.0	3	217.0	2	216.6	4	215.7	5	214.4	6	216,1
79	Rino DE LUCA	VIMOTORSPORT A.S.D.	213.6	5	213.6	3	212.8	11	212.8	6	212.8	4	213,1
14	David DELLI GUANTI	E1 Oltre 300€	213.2	5	212.3	4	211.9	6	211.5	3	210.7	2	211,9
48	Giuseppe IUORIO	A.S.D. Race Project Team	182.1	2	178.5	3	177.6	5	177.4	4	177.1	9	178,5
58	Franco BARIN	FB Corse	168.3	6	164.5	10	163.5	9	160.6	8	159.4	3	163,3
27	Sebastiano SIBANI	318 Trofeo	164.5	5	157.3	6	156.0	3	155.3	1	155.1	7	157,6
20	Maurizio FUMI	Clio Cup											



Young Timer Touring Cup Mugello Racing Weekend Gara 1

Leader Sequence by Class

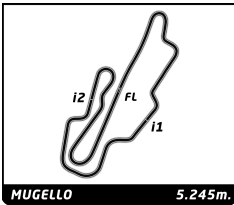
No	Driver	Team	Car	Start Lap	End Lap	Laps	Total Laps
318 Trofeo							
27	Sebastiano SIBANI		BMW 318 IS Trofeo	1	9	9	9
E1 2.0							
79	Rino DE LUCA	VIMOTORSPORT A.S.D.	Honda Civic	1	12	12	12
E1 Oltre 3000							
31	Federico BORRETT		BMW M3 E1	1	12	12	12
Leon S.Copa							
4	Giulio VALENTINI		Seat Leon Supercopa	1	12	12	12
Lotus Cup							
7	Sergio GALBUSERA	TAC Motorsport A.S.D.	Lotus Elise Cup	1	12	12	12
Mini Cup							
22	Gianfranco SCOPPA	Scuderia Vesuvio	Mini JCW EVO	1	12	12	12
RS Plus							
48	Giuseppe IUORIO	A.S.D. Race Project Team	Toyota Corolla TS	1	11	11	11



Young Timer Touring Cup Mugello Racing Weekend Gara 1

Fastest Lap Sequence

Elapsed	No	Driver	Team	Car	Class	Time	Kph	Lap
4:20.727	7	Sergio GALBUSERA	TAC Motorsport A.S.D.	Lotus Elise Cup	Lotus Cup	2:06.767	149.0	2
6:28.421	31	Federico BORRETT		BMW M3 E1	E1 Oltre 3	2:06.748	149.0	3
10:41.360	7	Sergio GALBUSERA	TAC Motorsport A.S.D.	Lotus Elise Cup	Lotus Cup	2:06.541	149.2	5
12:47.827	7	Sergio GALBUSERA	TAC Motorsport A.S.D.	Lotus Elise Cup	Lotus Cup	2:06.467	149.3	6
12:48.738	31	Federico BORRETT		BMW M3 E1	E1 Oltre 3	2:05.763	150.1	6
25:27.434	31	Federico BORRETT		BMW M3 E1	E1 Oltre 3	2:05.717	150.2	12



Young Timer Touring Cup

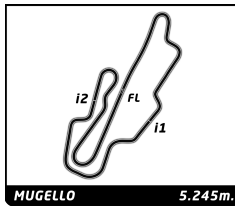
Mugello Racing Weekend

Gara 1

Analysis by lap

Lapped

No	Lap Time	Gap	No	Lap Time	Gap	No	Lap Time	Gap	No	Lap Time	Gap
Lap 1											
121	2:18.720	59.317	22	2:13.611	1:01.618						
48	2:22.446	1:15.276	79	2:12.358	1:07.339						
27	3:02.900	1 Lap	14	2:17.478	1:18.973						
Lap 2											
7	2:06.767										
31	2:07.914	0.946									
4	2:10.527	7.078									
22	2:13.198	13.934									
79	2:15.156	15.834									
14	2:14.932	16.818									
121	2:17.848	24.678									
48	2:20.973	29.649									
58	2:48.436	1:29.250									
27	2:55.326	1:37.168									
Lap 3											
7	2:07.194										
31	2:06.748	0.500									
4	2:11.191	11.075									
22	2:12.069	18.809									
79	2:13.920	22.560									
14	2:13.909	23.533									
121	2:18.291	35.775									
48	2:21.936	44.391									
Lap 4											
7	2:06.898										
31	2:06.889	0.491									
58	2:46.952	1 Lap									
4	2:12.719	16.896									
22	2:12.220	24.131									
27	3:03.252	1 Lap									
79	2:12.864	28.526									
14	2:13.044	29.679									
121	2:18.261	47.138									
48	2:21.878	59.371									
Lap 5											
7	2:06.541										
31	2:07.665	1.615									
4	2:12.697	23.052									
22	2:13.413	31.003									
79	2:13.709	35.694									
14	2:13.536	36.674									
58	2:46.071	1 Lap									
Lap 6											
7	2:06.467										
31	2:05.763	0.911									
4	2:12.061	28.646									
22	2:12.232	36.768									
79	2:12.785	42.012									
14	2:14.376	44.583									
121	2:21.058	1:13.908									
58	2:42.905	1 Lap									
48	2:21.821	1:30.630									
Lap 7											
7	2:06.062										
31	2:06.347	1.196									
27	2:58.060	2 Laps									
4	2:11.547	34.131									
22	2:11.825	42.531									
79	2:13.453	49.403									
14	2:14.035	52.556									
121	2:28.281	1:36.127									
48	2:22.041	1:46.609									
58	2:41.818	1 Lap									
Lap 8											
7	2:06.256										
31	2:05.834	0.774									
4	2:13.319	41.194									
22	2:12.425	48.700									
79	2:13.521	56.668									
14	2:14.528	1:00.828									
27	3:04.955	2 Laps									
121	2:28.424	1:58.295									
48	2:21.346	2:01.699									
Lap 9											
7	2:06.446										
31	2:06.015	0.343									
58	2:43.621	2 Laps									
4	2:14.205	48.953									
22	2:13.012	55.266									
79	2:12.018	1:02.240									
14	2:14.372	1:08.754									
27	2:52.622	2 Laps									
Lap 10											
7	2:07.259										
31	2:08.041	1.125									
48	2:22.241	1 Lap									
121	2:35.006	1 Lap									
4	2:13.877	55.571									
58	2:42.948	2 Laps									
Lap 11											
7	2:06.424										
31	2:06.742	1.443									
48	2:23.069	1 Lap									
27	3:00.597	3 Laps									
121	2:27.149	1 Lap									
4	2:13.025	1:02.172									
22	2:12.815	1:08.009									
79	2:11.961	1:12.876									
14	2:17.492	1:30.041									
58	2:43.213	2 Laps									
Lap 12											
7	2:06.306										
31	2:05.717	0.854									
48	2:23.292	1 Lap									
121	2:30.018	1 Lap									
4	2:11.972	1:07.838									
22	2:13.256	1:14.959									
79	2:12.780	1:19.350									
27	3:04.329	3 Laps									
14	2:16.513	1:40.248									
58	2:41.383	2 Laps									



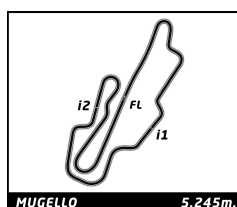
Young Timer Touring Cup

Mugello Racing Weekend

Gara 1

Sector Analysis

_ Invalidated Lap							■ Personal Best							■ Session Best							B Crossing the pit lane						
Lap	Time	Sector 1	Sector 2	Sector 3	T.Sp	Elapsed	Lap	Time	Sector 1	Sector 2	Sector 3	T.Sp	Elapsed	Lap	Time	Sector 1	Sector 2	Sector 3	T.Sp	Elapsed	Lap	Time	Sector 1	Sector 2	Sector 3	T.Sp	Elapsed
4 Giulio VALENTINI ITA																											
Seat Leon Supercopa																											
1	2:17.278	50.703	41.372	45.203	191.4	2:17.278	10	2:13.611	45.364	41.883	46.364	222.8	22:15.468	11	2:12.815	44.686	41.939	46.190	226.5	24:28.283	12	2:13.256	44.837	42.043	46.376	223.7	26:41.539
2	2:10.527	43.953	40.950	45.624	221.9	4:27.805																					
3	2:11.191	44.286	41.440	45.465	218.3	6:38.996																					
4	2:12.719	44.398	41.486	46.835	219.2	8:51.715																					
5	2:12.697	44.638	42.070	45.989	217.4	11:04.412																					
6	2:12.061	44.435	41.490	46.136	214.4	13:16.473																					
7	2:11.547	44.404	40.905	46.238	211.1	15:28.020																					
8	2:13.319	44.862	41.437	47.020	207.5	17:41.339																					
9	2:14.205	45.611	41.536	47.058	202.8	19:55.544																					
10	2:13.877	45.201	41.497	47.179	205.1	22:09.421																					
11	2:13.025	45.024	40.999	47.002	205.9	24:22.446																					
12	2:11.972	44.477	40.748	46.747	211.9	26:34.418																					
7 Sergio GALBUSERA ITA																											
TAC Motorsport A.S.D. Lotus Elise Cup																											
1	2:13.960	49.929	39.682	44.349	191.7	2:13.960																					
2	2:06.767	43.093	39.581	44.093	228.9	4:20.727																					
3	2:07.194	43.729	39.549	43.916	219.2	6:27.921																					
4	2:06.898	42.869	39.669	44.360	220.1	8:34.819																					
5	2:06.541	43.274	39.334	43.933	220.1	10:41.360																					
6	2:06.467	43.072	39.592	43.803	220.1	12:47.827																					
7	2:06.062	43.138	39.134	43.790	220.1	14:53.889																					
8	2:06.256	42.961	39.576	43.719	219.6	17:00.145																					
9	2:06.446	42.990	39.579	43.877	220.1	19:06.591																					
10	2:07.259	44.150	39.425	43.684	221.9	21:13.850																					
11	2:06.424	43.461	39.241	43.722	219.6	23:20.274																					
12	2:06.306	42.775	39.631	43.900	219.2	25:26.580																					
14 David DELLI GUANTI ITA																											
BMW 3000																											
1	2:22.613	53.362	42.191	47.060	181.2	2:22.613																					
2	2:14.932	45.877	41.333	47.722	210.7	4:37.545																					
3	2:13.909	45.839	40.907	47.163	211.5	6:51.454																					
4	2:13.044	45.172	40.628	47.244	212.3	9:04.498																					
5	2:13.536	45.117	40.819	47.600	213.2	11:18.034																					
6	2:14.376	45.506	41.053	47.817	211.9	13:32.410																					
7	2:14.035	45.516	40.698	47.821	208.7	15:46.445																					
8	2:14.528	45.505	40.928	48.095	209.1	18:00.973																					
9	2:14.372	45.585	41.044	47.743	208.7	20:15.345																					
10	2:17.478	47.265	42.112	48.101	207.9	22:32.823																					
11	2:17.492	46.357	42.029	49.106	208.7	24:50.315																					
12	2:16.513	46.672	41.911	47.930	205.9	27:06.828																					
22 Gianfranco SCOPPA ITA																											
Scuderia Vesuvio Mini JCW EVO																											
1	2:21.463	53.074	41.952	46.437	189.1	2:21.463																					
2	2:13.198	44.647	42.419	46.132	226.5	4:34.661																					
3	2:12.069	44.285	41.676	46.108	227.0	6:46.730																					
4	2:12.220	44.401	41.688	46.131	223.7	8:58.950																					
5	2:13.413	44.909	42.020	46.484	227.0	11:12.363																					
6	2:12.232	44.525	41.569	46.138	226.5	13:24.595																					
7	2:11.825	44.856	41.167	45.802	225.1	15:36.420																					
8	2:12.425	44.622	41.552	46.251	226.0	17:48.845																					
9	2:13.012	44.948	41.807	46.257	226.0	20:01.857																					
27 Sebastiano SIBANI ITA																											
BMW 318 IS Trofeo																											
1	3:02.569	1:04.307	54.654	1:03.608	155.3	3:02.569																					
2	2:55.326	58.897	56.299	1:00.130	139.6	5:57.895																					
3	3:03.252	58.393	1:00.418	1:04.441	156.0	9:01.147																					
4	3:02.900	1:01.794	58.547	1:02.559	126.9	12:04.047																					
5	2:58.060	57.921	55.992	1:04.147	164.5	15:02.107																					
6	3:04.955	57.683	59.441	1:07.831	157.3	18:07.062																					
7	2:52.622	56.998	56.500	59.124	155.1	20:59.684																					
8	3:00.597	1:01.976	58.069	1:00.552	149.3	24:00.281																					
9	3:04.329	57.784	1:05.689	1:00.856	145.5	27:04.610																					
31 Federico BORRETT ITA																											
BMW M3 E1																											
1	2:13.759	48.952	39.747	45.060	202.8	2:13.759																					
2	2:07.914	44.082	39.508	44.324	231.3	4:21.673																					
3	2:06.748	43.359	39.516	43.873	234.3	6:28.421																					
4	2:06.889	43.587	39.336	43.966	235.8	8:35.310																					
5	2:07.665	43.368	39.707	44.590	235.8	10:42.975																					
6	2:05.763	42.803	39.085	43.875	234.3	12:48.738																					
7	2:06.347	42.785	39.273	44.289	236.9	14:55.085																					
8	2:05.834	42.415	39.483	43.936	236.9	17:00.919																					
9	2:06.015	42.721	39.823	43.471	237.4	19:06.934																					
10	2:08.041	44.002	39.920	44.119	237.9	21:14.975																					
11	2:06.742	42.678	39.772	44.292	235.8	23:21.717																					
12	2:05.717	42.473	39.342	43.902	235.8	25:27.434																					
48 Giuseppe IUORIO ITA																											
A.S.D. Race Project Team Toyota Corolla TS																											
1	2:29.403	55.864	43.966	49.573	162.8	2:29.403																					
2	2:20.973	48.165	42.530	50.278	182.1	4:50.376																					
3	2:21.936	48.602	42.773	50.561	178.5	7:12.312																					
4	2:21.878	48.663	42.597	50.618	177.4	9:34																					

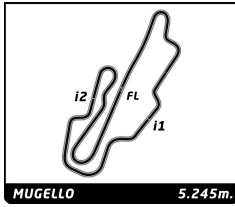


Young Timer Touring Cup Mugello Racing Weekend Gara 1

Sector Analysis

— Invalidated Lap ■ Personal Best ■ Session Best B Crossing the pit lane

Lap	Time	Sector 1	Sector 2	Sector 3	T.Spd	Elapsed	Lap	Time	Sector 1	Sector 2	Sector 3	T.Spd	Elapsed	
79	Rino DE LUCA ITA VIMOTORSPORT A.S.D. Honda Civic													
1	2:21.405	52.193	41.981	47.231	187.4	2:21.405								
2	2:15.156	45.791	41.933	47.432	211.1	4:36.561								
3	2:13.920	45.326	41.466	47.128	213.6	6:50.481								
4	2:12.864	45.067	41.147	46.650	212.8	9:03.345								
5	2:13.709	45.061	40.765	47.883	213.6	11:17.054								
6	2:12.785	45.032	40.766	46.987	212.8	13:29.839								
7	2:13.453	45.051	40.866	47.536	211.9	15:43.292								
8	2:13.521	45.051	40.410	48.060	211.1	17:56.813								
9	2:12.018	44.728	40.330	46.960	211.5	20:08.831								
10	2:12.358	45.441	40.131	46.786	211.9	22:21.189								
11	2:11.961	44.771	40.435	46.755	212.8	24:33.150								
12	2:12.780	45.249	40.613	46.918	212.3	26:45.930								
121	Camillo PICCIN ITA Honda Integra													
1	2:27.557	54.691	44.769	48.097	176.8	2:27.557								
2	2:17.848	45.850	43.559	48.439	217.0	4:45.405								
3	2:18.291	47.134	43.183	47.974	217.0	7:03.696								
4	2:18.261	46.421	43.562	48.278	216.6	9:21.957								
5	2:18.720	46.227	44.220	48.273	215.7	11:40.677								
6	2:21.058	46.412	44.065	50.581	214.4	14:01.735								
7	2:28.281	49.409	46.385	52.487	190.4	16:30.016								
8	2:28.424	49.735	45.246	53.443	182.4	18:58.440								
9	2:35.006	55.588	47.788	51.630	178.2	21:33.446								
10	2:27.149	49.965	45.335	51.849	185.5	24:00.595								
11	2:30.018	49.886	46.116	54.016	190.1	26:30.613								


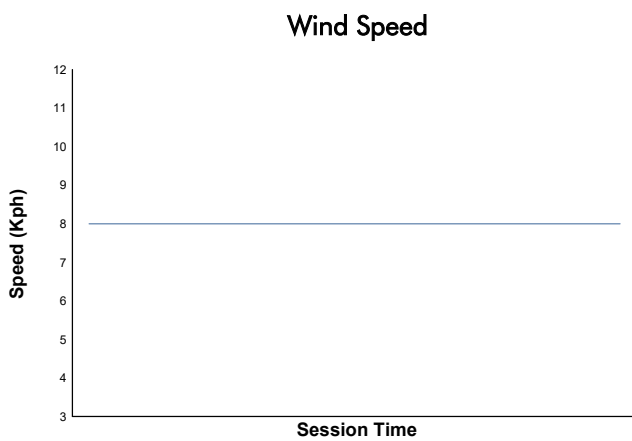
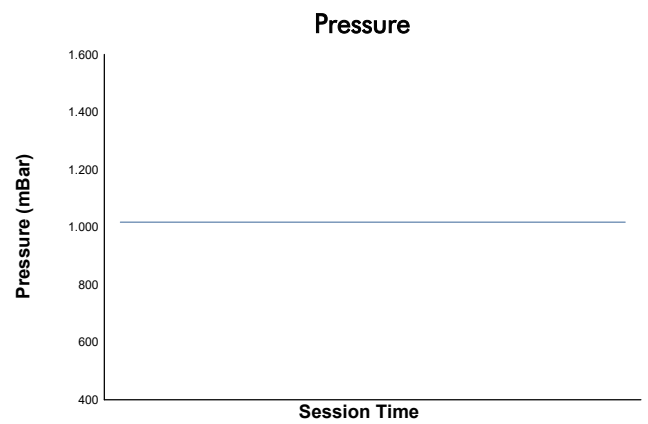
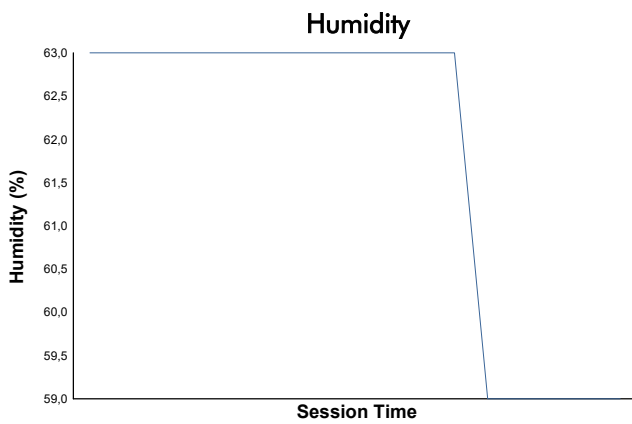
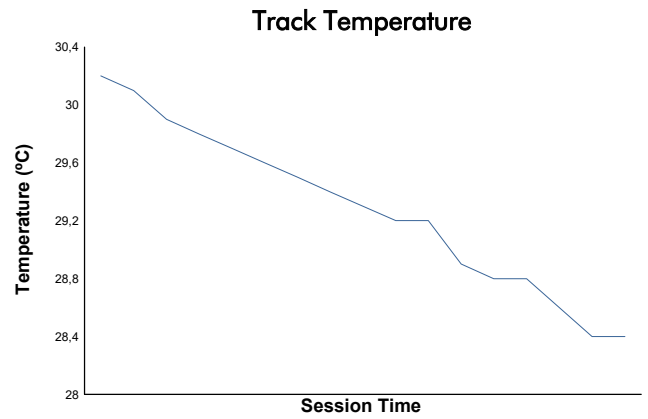
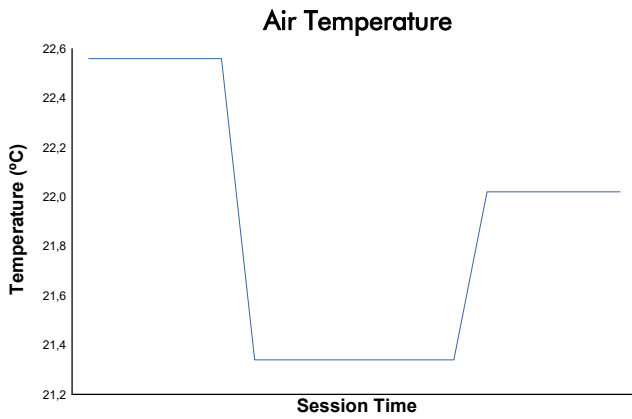


Mugello Racing Weekend

Young Timer Touring Cup

Gara 1

Weather Report



Track Status: **DRY**